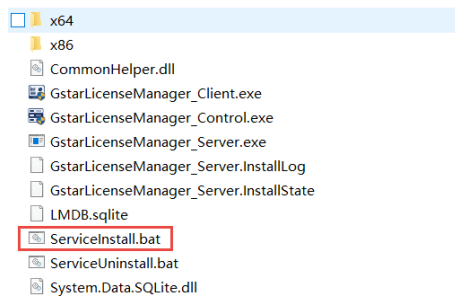


GstarCAD Network License Dashboard


Installation

1. Please decompress the .zip file.
2. Please double click ***ServiceInstall.bat***.



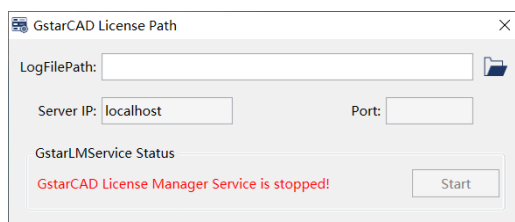
Two icons will be created in desktop: ***GstarCAD License Dashboard*** and

GstarCAD License Path.



Settings of ***GstarCAD License Path***

1. Please double click icon ***GstarCAD License Path*** to call the window.



2. Please select the location path of ***LogFilePath***.

default path: 【C:\ProgramData\GstarCAD\LmsLog\liclog.log】

You may change the path of liclog.log in GstarCAD LMSTools, please select the correct path of the log file.

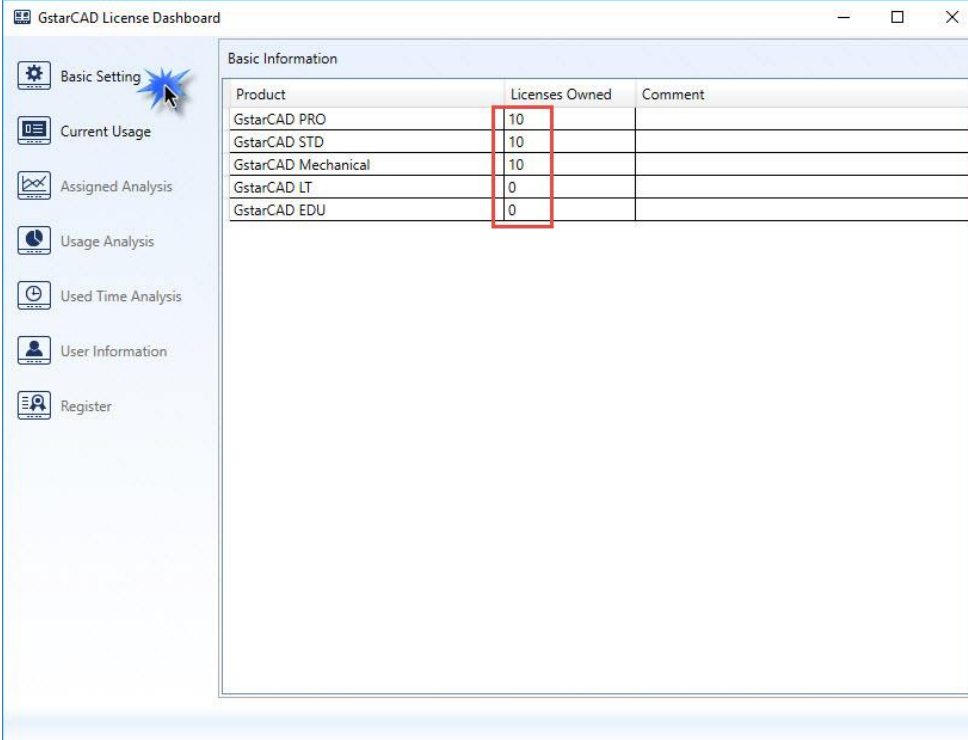
3. Please click button **Start** to start the service.

GstarCAD License Dashboard

1. Please double click icon **GstarCAD License Dashboard** to call the window.
2. Basic Setting

Please click **Basic Setting**, then please input the license numbers of different products that you have purchased. You can find the license numbers from the purchase orders, you may also find the license numbers on **GstarCAD License**

Manager(Server).



The screenshot shows the GstarCAD License Dashboard window. On the left sidebar, the 'Basic Setting' icon is highlighted with a blue starburst. The main area displays a table titled 'Basic Information' with the following data:

Product	Licenses Owned	Comment
GstarCAD PRO	10	
GstarCAD STD	10	
GstarCAD Mechanical	10	
GstarCAD LT	0	
GstarCAD EDU	0	

3. Current Usage

Please click **Current Usage**. In **Current Usage**, you can check the information of *Product, License Assigned, License Owned, Users, Status, Start Time* and *Used Time*.

You can choose to check the information in **List** and **Chart**.

You can update the information by clicking button **Update**, or you can select option **Auto Update** so the information will be real-time update.

3.1 List: Here you can see the detailed information:

User shows who are using the licenses.

Product shows what products are being used.

Start Time shows when the licenses are started.

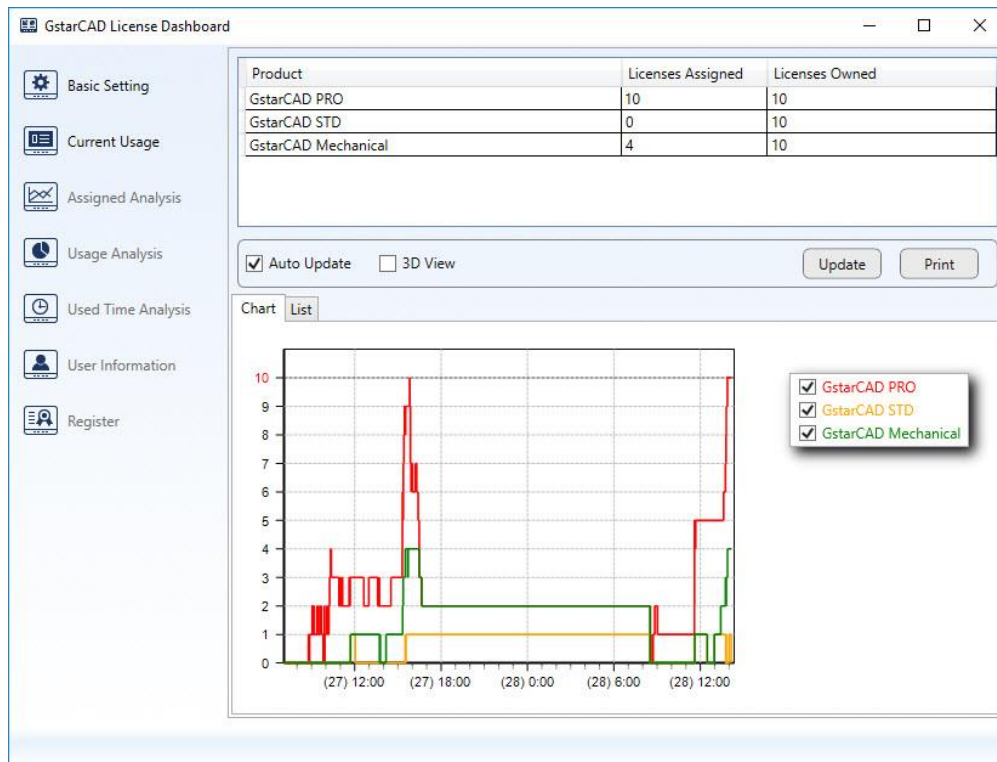
Used Time shows how long the licenses have been used.

The screenshot displays the GstarCAD License Dashboard interface. On the left is a navigation menu with options: Basic Setting, Current Usage (selected), Assigned Analysis, Usage Analysis, Used Time Analysis, User Information, and Register. The main content area is divided into two sections. The top section, titled 'Current Usage', contains a table with columns 'Product', 'Licenses Assigned', and 'Licenses Owned'. Below this table are checkboxes for 'Auto Update' (checked) and '3D View', along with 'Update' and 'Print' buttons. The bottom section, titled 'List', contains a table with columns 'User', 'Product', 'Status', 'Start Time', and 'Used Time'. The table lists 15 users and their corresponding product usage details.

Product	Licenses Assigned	Licenses Owned
GstarCAD PRO	9	10
GstarCAD STD	1	10
GstarCAD Mechanical	4	10

User	Product	Status	Start Time	Used Time
Administrator@Candy	GstarCAD Mechanical	Using	2020-08-28 13:45:19	32 minutes
Administrator@Candy	GstarCAD PRO	Using	2020-08-28 08:43:14	5 hours 34 minutes
Administrator@DESKTOP-0IN2OUB	GstarCAD PRO	Using	2020-08-28 13:48:02	29 minutes
Administrator@DESKTOP-BE91JSK	GstarCAD PRO	Using	2020-08-28 11:35:50	2 hours 41 minutes
Administrator@Franklin	GstarCAD PRO	Using	2020-08-28 13:44:15	33 minutes
Administrator@Harry	GstarCAD Mechanical	Using	2020-08-28 13:53:03	24 minutes
Administrator@Harry	GstarCAD PRO	Using	2020-08-28 11:35:50	2 hours 41 minutes
Trina@DESKTOP-TRH9PI3	GstarCAD Mechanical	Using	2020-08-28 13:46:42	30 minutes
Trina@DESKTOP-TRH9PI3	GstarCAD PRO	Using	2020-08-28 11:35:29	2 hours 42 minutes
aaa@Tao-PC	GstarCAD PRO	Using	2020-08-28 13:52:44	24 minutes
wymah@DESKTOP-43P941O	GstarCAD Mechanical	Using	2020-08-28 12:58:26	1 hours 19 minutes
wymah@DESKTOP-43P941O	GstarCAD STD	Using	2020-08-28 14:09:26	8 minutes
zhengsjia@DESKTOP-2EGS6CG	GstarCAD PRO	Using	2020-08-28 11:39:52	2 hours 37 minutes
华为@DESKTOP-71E4RJ2	GstarCAD PRO	Using	2020-08-28 13:36:46	40 minutes

3.2 **Chart:** Here you can view the usage graphically during a period of time, you can choose the duration by zooming and moving in the chart. It could also help you decide whether you need more licenses or not.



Please note: **Print** function is still under development

4. Features of *Assigned Analysis*, *Usage Analysis*, *Used Time Analysis*, *User Information* and *Register* are still under development.

Uninstallation

Please double click **ServiceUninstall.bat** to uninstall, icons of **GstarCAD License Path** and **GstarCAD License Dashboard** will be removed.